



Math: Addition



Adding Dice



Common Core Standard: K.OA 2

Purpose: Generalize the skill of addition by adding numbers on dice.

Directions:

1. Set up area for student to roll die/dice and complete worksheet
2. Have student roll die and record number, repeat, and then add the numbers together

Items Needed



2 dice



Student Worksheet



Pen/Pencil



Number line (optional)



Cup for rolling (optional)



Ideas For Adapting



Easier:

- Use 2 different colored dice to represent roll 1 and roll 2 (see TIP)
- Provide student with the number line
- Use the student worksheets that requires circling and no writing

Harder:

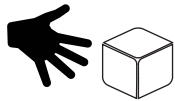
- Have 2 students complete this activity across from one another as a 'dice game'
- Use dice with larger numbers for harder addition
- Use the worksheet where the student writes in the numbers

Tip

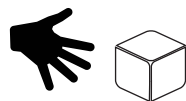



If your student has a hard time rolling the same die twice, use two different colored dice. You can even outline the number boxes in the corresponding color to help with visual clarity.

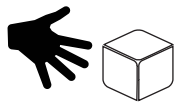


 +  =
Dice Addition



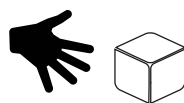

Roll 1





Roll 2

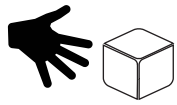


Roll 1

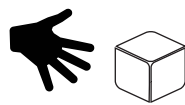



Roll 2

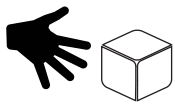






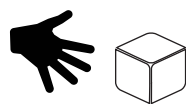

Roll 1



Roll 2



Roll 1



Roll 2

